

D'Nealian™ Manuscript Alphabet

a b c d e f g h i
j k l m n o p q r
s t u v w x y z

A B C D E F G H I
J K L M N O P Q R
S T U V W X Y Z

D'Nealian™ Cursive Alphabet

a b c d e f g h i
j k l m n o p q r
s t u v w x y z

A B C D E F G H I
J K L M N O P Q R
S T U V W X Y Z

D'Nealian™ Numbers

0 1 2 3 4 5 6 7 8 9

name _____

<i>l</i>	<i>l l l l l l l l l l l l l l l l</i>
<i>l</i>	<i>l l</i>
<i>ll</i>	<i>ll ll ll ll ll ll ll ll ll ll ll</i>
<i>ll</i>	<i>ll</i>

<i>h</i>	<i>h h h h h h h h h h h h h h h h</i>
<i>h</i>	<i>h h</i>
<i>hh</i>	<i>hh hh hh hh hh hh hh hh hh hh</i>
<i>hh</i>	<i>hh</i>
<i>lh</i>	<i>lh lh lh lh</i>

2

The letters k and t are used on this page. The cursive letter t is crossed-
k, t when a word is finished.

name _____

k

k k k k k k k k k k k k

k

k

k k k k k k k k k k k k

k k

t

t t t t t t t t t t t t

t

t

t t t t t t t t t t t t


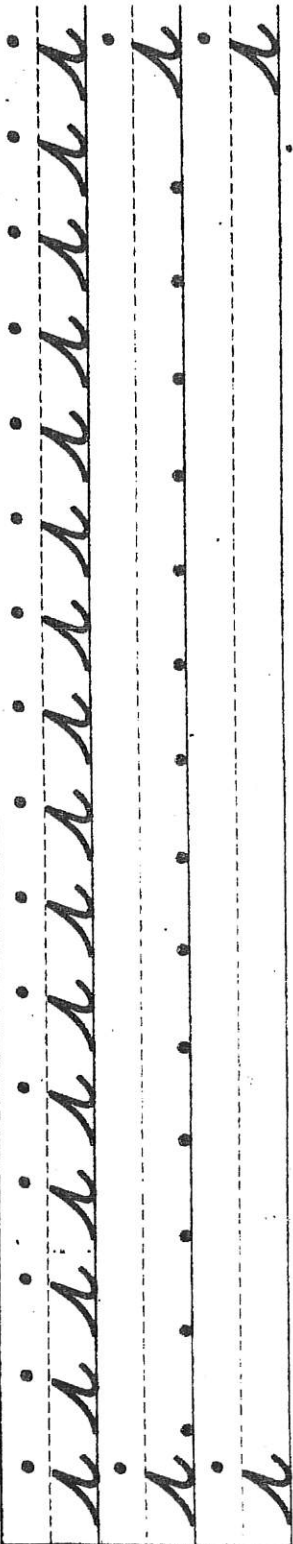
t t


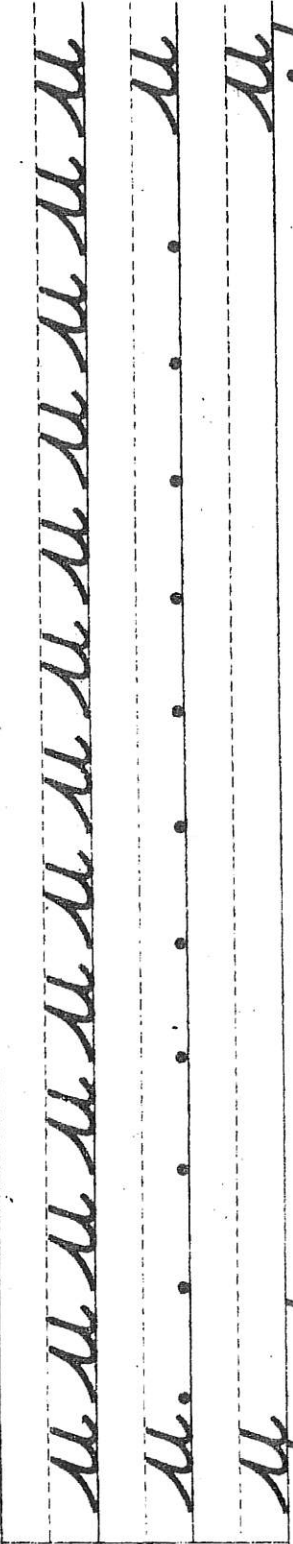






kt kt kt kt

3

The letters l, h, k, t, i, and u are used on this page. The cursive letter i is dotted when a word is finished.

name



	
---	--



	
	
	
	



4

The letters i, u, e, and j are used on this page. The cursive letter j is dotted when a word is finished.

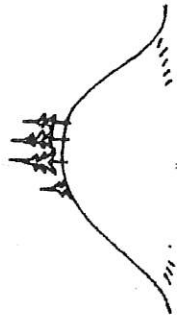
name _____

	
---	--

	
---	---

	
---	--

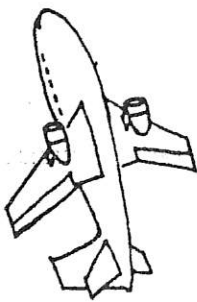
name _____



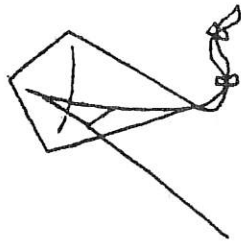
hill
hill



hit
hit



jet
jet



kite
kite



teeth
teeth



little teeth
little teeth

it
it

let
let

lit
lit

tell
tell

the
the

The letters l, h, k, t, e, and a are used on this page.

name _____

Handwriting practice for the cursive letter 'a'. It includes a box with a large 'a', followed by several rows of cursive 'a's on lined paper. The first row shows a continuous line of 'a's. The second row shows individual 'a's with a dotted line for tracing. The third row shows individual 'a's with a solid line for tracing. The fourth row shows individual 'a's on a separate line.

Illustration of a lake with a small boat. Below the illustration, the text "a lake" is written in cursive on a set of handwriting lines.

Illustration of a top hat. Below the illustration, the text "a hat" is written in cursive on a set of handwriting lines.

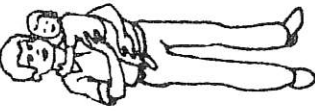
Two illustrations of a girl eating. The first illustration shows the girl sitting at a table with a plate of food, with the word "eat" written in cursive below it. The second illustration shows the girl finishing her meal, with the word "ate" written in cursive below it.

A rectangular box containing a grid of handwriting lines. The words "take", "that", and "all" are written in cursive across the lines. The word "take" is on the top line, "that" is on the middle line, and "all" is on the bottom line.

The letters h, k, i, e, a, and d are used on this page.

name _____

Handwriting practice for the letter 'd'. The first row shows a large 'd' in a box followed by a series of 'd's on a four-line grid. The second row shows a dotted 'd' for tracing. The third row shows a dotted 'd' for tracing. The fourth row shows a series of 'd's on a four-line grid.



dad

dad

kid



kid



add

add

$$\begin{array}{r} 3 \\ + 7 \\ \hline 10 \end{array}$$

hide

hide



had

had

idea

idea

died

died

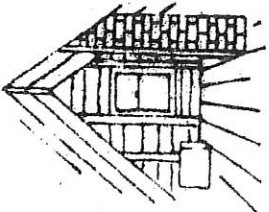
did

did

The letters l, h, k, t, i, u, e, j, a, d, and c are used on this page.

name _____

	<i>c c c c c c c c c c</i>
	<i>c c</i>
	<i>c c c c c c c c c c</i>



attic

attic




duck

duck



jacket

jacket



child

child



ice

ice

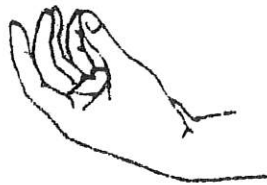


lettuce

lettuce

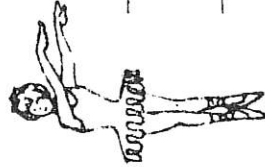
name _____

m *m m m m m m m m*
m
m
mm mm mm mm




a hand

a hand




dance

dance




knit

knit



a candle

a candle




nine men

nine men

11

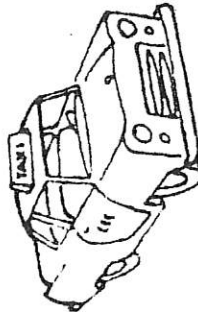
The letters t, i, e, a, n, and x are used on this page. The cursive letter x is crossed when a word is finished.

name _____

	<i>x x x x x x x x x x</i>
	<i>x x</i>
	<i>x</i>

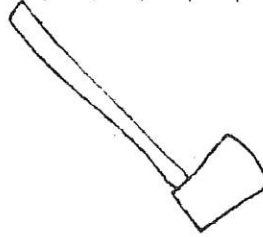
<i>x e x e x e x e</i>
<i>x i x i x i x i</i>

a taxi



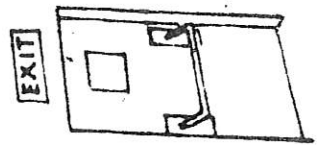
a taxi

an ax



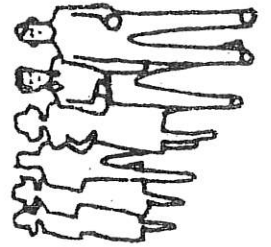
an ax

an exit



an exit

next



next

name _____

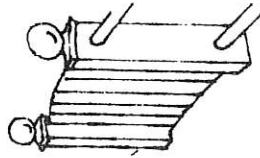
B

b b b b b b b b b b b b
b b b b b b b b b b b b
b b b b b b b b b b b b
bb bb bb bb

8

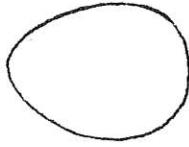
eight

eight



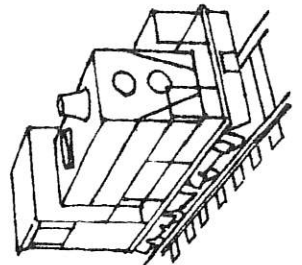
a gate

a gate



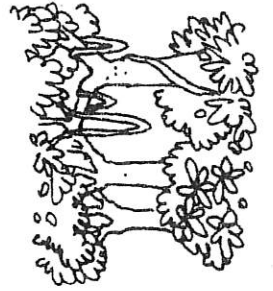
an egg

an egg



an engine

an engine



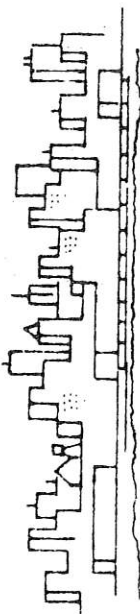
a jungle

a jungle

name _____

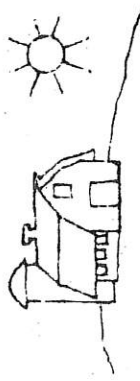


h h h h h h h h h h
h h h h h h h h h h
h h h h h h h h h h
h h h h h h h h h h



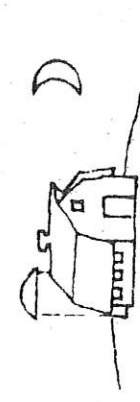
a huge city

a huge city



day and night

day and night



any

any

may

may

many

many

my

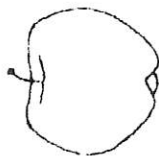
my

yet

yet

name _____

p p p p p p p p p p
p p p p p p p p p p
pp pp pp pp pp pp pp pp



an apple



a puppet

an apple

a puppet



a puppy



a plant

a puppy

a plant

help

help

keep

keep

kept

kept

pull

pull

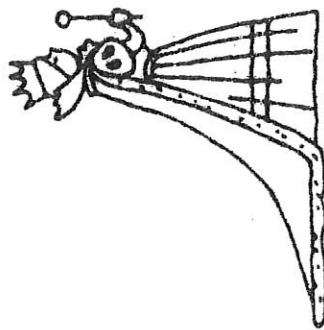
put

put

name _____

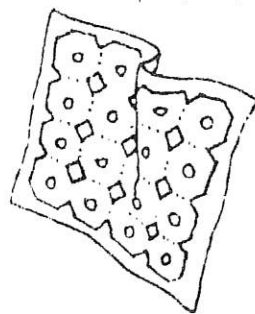


q q q q q q q q q q
q q q q
qu qu qu qu



a queen

a queen



a quilt

a quilt

quick

quick

quiet

quiet

quack

quack

quite

quite

name _____

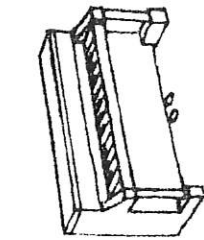


o o o o o o o o o o

o o

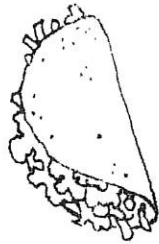
o o

to to to to



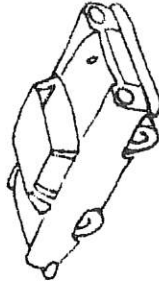
piano

piano



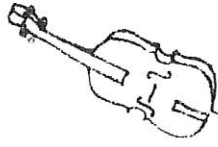
taco

taco



auto

auto



cello

cello

ago

ago

do

do

go

go

into

into


no


no


Joining

The letters **l**, **h**, **t**, **i**, **u**, **e**, **o**, **w**, and **b** are used on this page. Be sure pupils carefully note the change in the beginning stroke of an uphill letter following a sidestroke letter.

name _____

	<i>ot ot ot ot</i>
	<i>ol ol ol ol</i>
	<i>oi oi oi oi</i>

	<i>we we we we</i>
	<i>wh wh wh wh</i>
	<i>wi wi wi wi</i>

	<i>bl bl bl bl</i>
	<i>bu bu bu bu</i>
	<i>be be be be</i>

The letters l, k, t, e, j, a, n, p, and w are used on this page.

NAME _____

w	w w w w w w w w w w
	w
	w

aw aw aw aw	aw
tw tw tw tw	tw
lw lw lw lw	lw
ew ew ew ew	ew



jaw

jaw




paw

paw

knew	knew
new	new

b b b b b b b b b
 b b
 b b b b b
 b ub ub ub
 mb mb mb mb



a tub

a tub



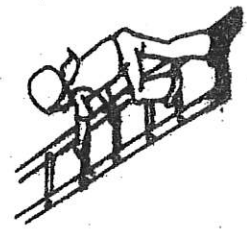
a cub

a cub



a lamb

a lamb



climb

climb

The letters a, c, n, g, y, o, w, and b are used on this page. Be sure pupils carefully note the change in the beginning stroke of an overhill letter following a sidestroke letter.

name _____

og

on on on on
oc oc oc oc
og og og og

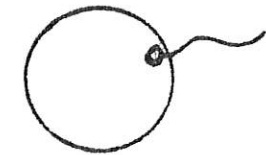
wa

wa wa wa wa
wo wo wo wo
wm wm wm wm

ba

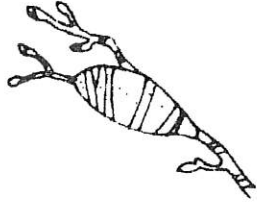
ba ba ba ba
bo bo bo bo
by by by by

name _____




a balloon

a balloon



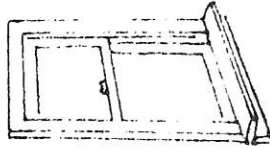
a cocoon

a cocoon



a clown

a clown



a window

a window



a woman

a woman



a boat

a boat

about

about

between

between


how

how

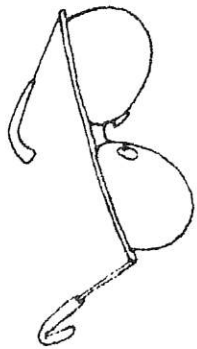
look

look

name _____

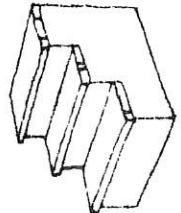
	<p>Handwriting practice for cursive 'a' on a four-line grid. The first row contains a continuous line of cursive 'a's. The second row contains a dotted cursive 'a' for tracing. The third row contains a solid cursive 'a' for independent practice.</p>
---	---

Handwriting practice for cursive 'a' on a four-line grid. The first row contains a continuous line of cursive 'a's. The second row contains a dotted cursive 'a' for tracing. The third row contains a solid cursive 'a' for independent practice.



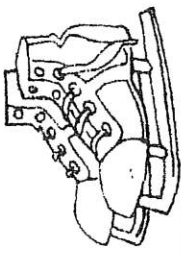
glasses

glasses



steps

steps



skates

skates

asked

asked

does

does

his

his

said

said

she

she

name _____




r r r r r r r r r r

r r

r r

r r r r r r r r



rocking



reading



running



riding



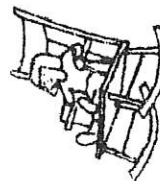
reading

1.



riding

2.



rocking

3.



running

4.

name

n n n n n n n n n n
n n
n

n

ne ne ne ne
na na na na



village

7
seven



dive

never
never
never

live
live
live

every

give

gave

live

never

every

give

gave

live


never

The letters l, k, t, i, e, a, c, n, g, p, o, w, s, r, and A are used on this page. The letter A usually joins the letter that follows it in a word.

name _____

A

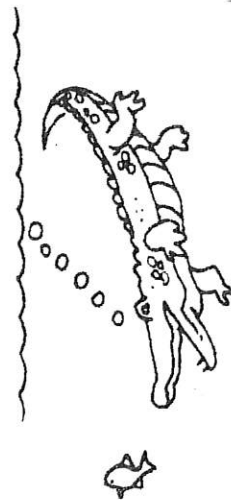
a a a a a a a a a a
A A A A A A A A A A




Alligators

Alligators

Alligators like water.




Alligators like water.



Ants

Ants

Ants like picnics.



Ants like picnics.

The letters l, h, k, t, i, u, e, a, d, n, g, y, p, o, w, s, r, f, v, and E are used on this page. The letter E usually joins the letter that follows it in a word.

name _____

E

Tracing practice for the letter E, showing uppercase and lowercase forms with stroke direction arrows.

Ellen gave a puppet show.

Ellen gave a puppet show.

Everyone liked it.

Everyone liked it.


Even the dog had fun.

Even the dog had fun.



The letters l, h, k, t, j, u, e, c, m, n, p, o, w, s, r, v, and O are used on this page. The letter O does not join the letter that follows it in a word.

name _____

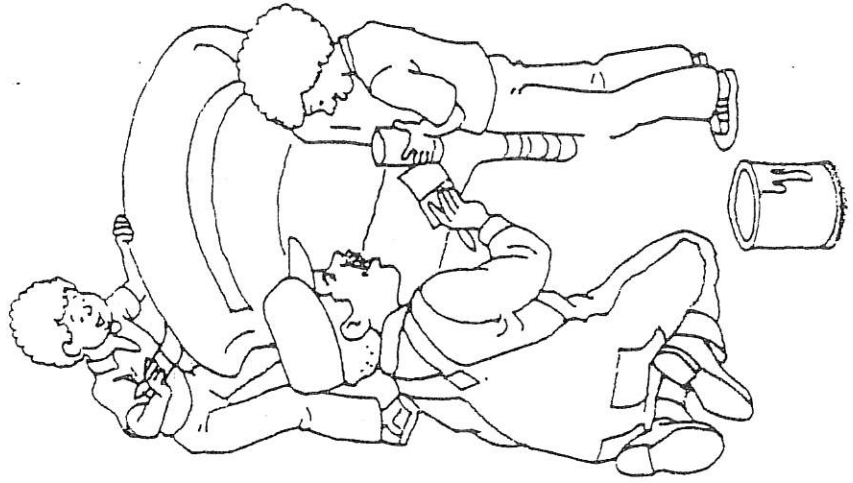


Oliver is our uncle.

Oliver is our uncle.

Our uncle lets us help him work.

Our uncle lets us help him work.



The letters l, h, k, t, i, u, e, a, d, c, m, n, y, p, o, w, b, s, r, f, v, and U are used on this page.
The letter U usually joins the letter that follows it in a word.

name _____

U

u u u u u u u u
u u u u u u u u
u u u u u u u u


Unicycles have one wheel.

Unicycles have one wheel.




Umbrellas are for rainy days.

Umbrellas are for rainy days.



Ukuleles are fun to play.

Ukuleles are fun to play.



name _____

T T T T T T T T T T T T T T T T

Two comes after one.

Two comes after one.

1.....2

Three comes before four.

Three comes before four.

3.....4


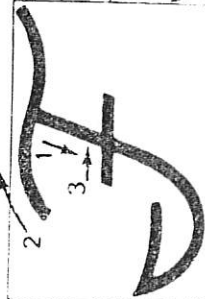
Ten is more than nine.

Ten is more than nine.

9.....10

The letters i, k, l, u, e, a, c, m, n, p, o, s, r and F are used on this page. The letter F usually does not join the letter that follows it in a word. Pupils should write *Fumiko* and *Felipe* in the "bird" column, and *Frank* and *Frances* in the "cat" column.

name _____



Fumiko

Fumiko



Frank

Frank

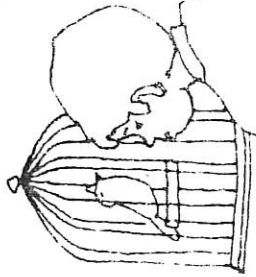


bird



Felipe

Felipe



Frances

Frances




cat



The letters l, h, k, t, i, u, e, a, d, c, n, q, p, o, w, h, s, r, v, and P are used on this page.
The letter P does not join the letter that follows it in a word.

Name _____



Polar bears like cold weather.

Polar bears like cold weather.

Porcupines have sharp quills.

Porcupines have sharp quills.

Porpoises look like whales.

Porpoises look like whales.

The letters l, i, e, a, n, g, w, s, r, and G are used on this page. The letter G does not join the letter that follows it in a word. The names in the right column are in alphabetical order.

NAME



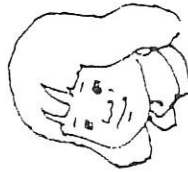
Handwriting practice lines for the cursive letter G. The first row contains a continuous chain of connected Gs. The second row contains individual Gs, each with a small dot indicating the starting point for the stroke.



Gwen



Giles



Gail



Greg



Gail



Giles



Greg



Gwen

name

S

S S S S S S S S S S
 S S S S S S S S S S

Sumiko likes to swim.

Sumiko likes to swim.



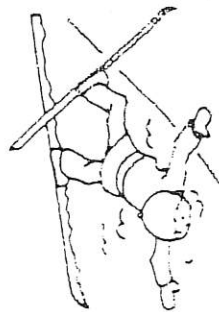
She likes to skate too.

She likes to skate too.



She does not like to ski.

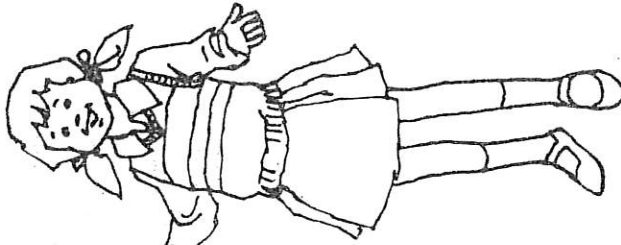
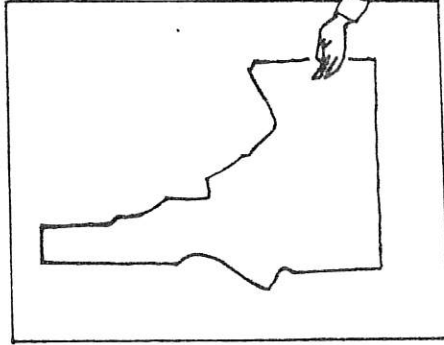
She does not like to ski.



The letters l, h, t, i, e, a, d, m, n, o, s, v, G, S, and I are used on this page. The letter I usually joins the letter that follows it in a word.

name

--	--



I am Ida Inada.

I am Ida Inada.

I live in Idaho.




I live in Idaho.

Idaho is the Gem State.

Idaho is the Gem State.

The letters l, h, t, i, u, e, a, c, m, n, g, p, o, s, r, and D are used on this page. The letter D does not join the letter that follows it in a word.

name _____



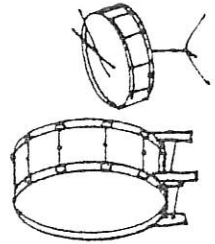
Dancers

Dancers



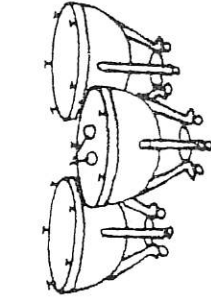
are people.

_____ are people.



are things.

_____ are things.



Drums


Drums

name _____

Paco's shell



Paco's shell



Sue's cat

Sue's cat

Ann's coat



Ann's coat



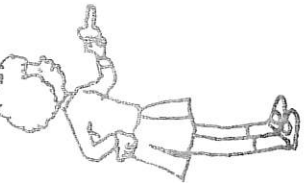
Tim's tie

Tim's tie

Mel's dog



Mel's dog




Ida's key

Ida's key

name _____

Jan, Kinuko, and Al
are friends.

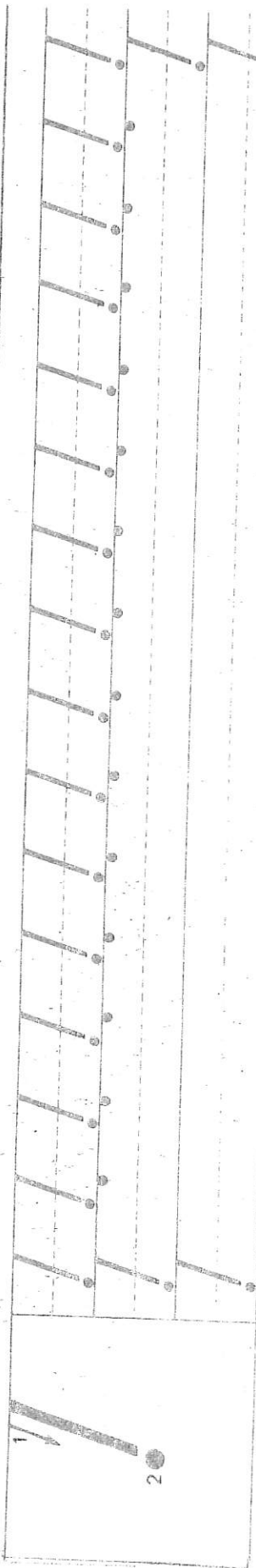
Jan, Kinuko, and Al
are friends.



They play kickball,
baseball, and tennis.

They play kickball,
baseball, and tennis.

Name _____



Wow! Look at that dog!


Wow! Look at that dog!

Get out of there!

Get out of there!

Leave my boots alone!

Leave my boots alone!

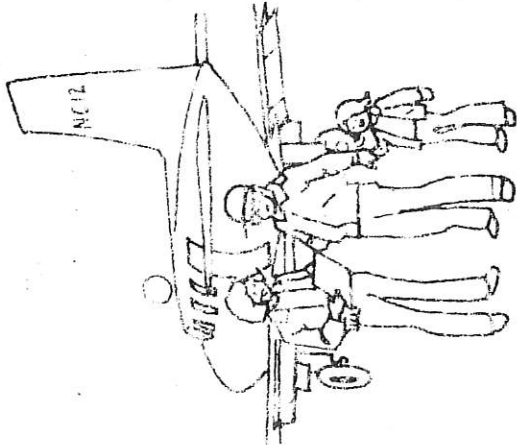


Hyphen

name _____

Mom and Dad are airplane pilots.

Mom and Dad are airplane pilots.



My brother is a life-guard at a beach.

My brother is a life-guard at a beach.

